


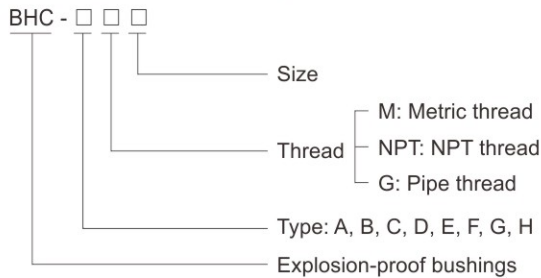
Accessories for Installation

BHC Series Explosion-proof Aluminium Alloy Bushings



- ◆ Explosion protection to
 - CENELEC
 - IEC
 - NEC
- ◆ Can be used in
 - Zone 1 and Zone 2
 - Zone 21 and Zone 22
 - Class I, Zone 1 and Zone 2
 - Class I, Division 2, Groups A, B, C, D
- ◆ Ex e enclosure, copper-free Aluminium Alloy, powder coated surface.
- ◆ Widely used for connection in steel pipe wiring system.

■ Catalogue number logic



Technical data

Explosion-proof aluminium alloy bushings BHC-□□□

Explosion protection

Global (IECEX)
Gas and dust

IECEX CNEX 18.0028U
Ex eb IIC Gb
Ex tb IIIC Db

Europe (ATEX)
Gas and dust

CNEX 18 ATEX 0022U
Ex II 2 G Ex eb IIC Gb
Ex II 2 D Ex tb IIIC Db

Certificates

Conformity to standards

IECEX; ATEX; CU-TR

EN 60079-0, EN 60079-7, EN 60079-31
IEC 60079-0, IEC 60079-7, IEC 60079-31

Enclosure material

Enclosure colour

Degree of protection

Ambient temperature

Type

Connection thread

Copper-free Aluminium Alloy, powder coated surface.
Window grey (RAL7040)

IP66

-60°C~+100°C

A, B, C, D, E, F, G, H

1. Metric thread is standard type; G thread or NPT thread is optional.

2. Metric threads are 1.5mm pitch as standard, others thread pitch can be customized, please specify when ordering.

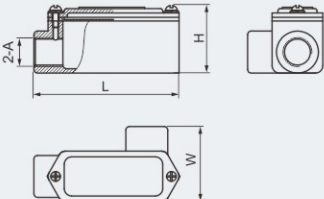
Note: M75, M90, M115 equivalent G thread and NPT thread can be customized.

Zones 1&2; 21&22

Accessories for Installation

BHC Series Explosion-proof Aluminium Alloy Bushings

Selection table

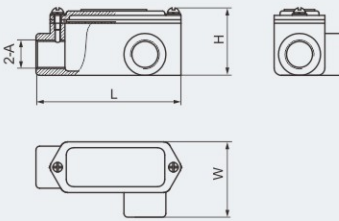
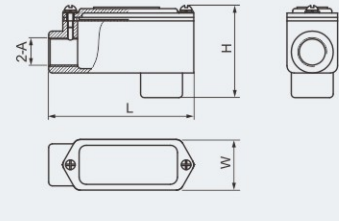
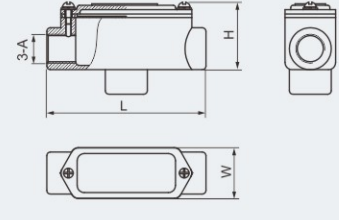
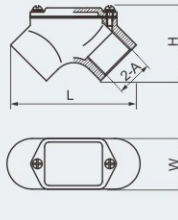
Version	Female thread "A"			Dimensions (mm)			Ordering code	Weight (kg)
	Metric	NPT	G	W	H	L		
 <p>Type A</p>	M20	1/2"	1/2"	35	45	110	701001	0.15
	M25	3/4"	3/4"	38	49	118	701002	0.20
	M32	1"	1"	45	54	145	701003	0.35
	M40	1 1/4"	1 1/4"	54	65	170	701004	0.50
	M50	1 1/2"	1 1/2"	60	71	176	701005	0.60
	M63	2"	2"	72	83	204	701006	0.65
 <p>Type B</p>	M20	1/2"	1/2"	52	45	110	701007	0.20
	M25	3/4"	3/4"	55	49	118	701008	0.20
	M32	1"	1"	63.5	54	145	701009	0.35
	M40	1 1/4"	1 1/4"	71	65	170	701010	0.50
	M50	1 1/2"	1 1/2"	80	71	176	701011	0.65
	M63	2"	2"	93.5	83	204	701012	1.20
 <p>Type C</p>	M20	1/2"	1/2"	69	45	110	701013	0.20
	M25	3/4"	3/4"	72	49	118	701014	0.25
	M32	1"	1"	80	54	145	701015	0.40
	M40	1 1/4"	1 1/4"	88	65	170	701016	0.55
	M50	1 1/2"	1 1/2"	100	71	176	701017	0.65
	M63	2"	2"	115	83	204	701018	1.20
 <p>Type D</p>	M20	1/2"	1/2"	52	45	101	701019	0.20
	M25	3/4"	3/4"	55	49	108	701020	0.20
	M32	1"	1"	63	54	135	701021	0.35
	M40	1 1/4"	1 1/4"	71	65	162.5	701022	0.50
	M50	1 1/2"	1 1/2"	80	71	165.5	701023	0.60
	M63	2"	2"	93.5	83	194.5	701024	1.20



Accessories for Installation

BHC Series Explosion-proof Aluminium Alloy Bushings

Selection table

Version	Female thread "A"			Dimensions (mm)			Ordering code	Weight (kg)
	Metric	NPT	G	W	H	L		
 Type E	M20	1/2"	1/2"	52	45	101	701025	0.20
	M25	3/4"	3/4"	55	49	108	701026	0.20
	M32	1"	1"	63	54	135	701027	0.35
	M40	1 1/4"	1 1/4"	71	65	162.5	701028	0.50
	M50	1 1/2"	1 1/2"	80	71	165.5	701029	0.60
	M63	2"	2"	93.5	83	194.5	701030	1.20
 Type F	M20	1/2"	1/2"	35	62	101	701031	0.20
	M25	3/4"	3/4"	38	66	108	701032	0.20
	M32	1"	1"	46	71	135	701033	0.50
	M40	1 1/4"	1 1/4"	54	82	162.5	701034	0.50
	M50	1 1/2"	1 1/2"	60	91	165.5	701035	0.60
	M63	2"	2"	72	104	194.5	701036	1.15
 Type G	M20	1/2"	1/2"	35	62	110	701037	0.20
	M25	3/4"	3/4"	38	66	118	701038	0.20
	M32	1"	1"	46	71	145	701039	0.35
	M40	1 1/4"	1 1/4"	54	82	170	701040	0.50
	M50	1 1/2"	1 1/2"	60	91	176	701041	0.60
	M63	2"	2"	72	104	204	701042	1.20
 Type H	M20	1/2"	1/2"	30	51	84	701043	0.10
	M25	3/4"	3/4"	35	53	89	701044	0.15
	M32	1"	1"	41	64	108	701045	0.25
	M40	1 1/4"	1 1/4"	51	69	116	701046	0.25
	M50	1 1/2"	1 1/2"	57	76	130	701047	0.35
	M63	2"	2"	70	95	168	701048	0.55