


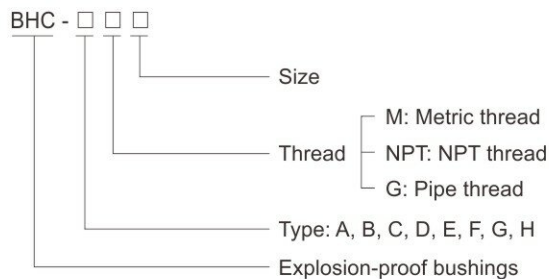
Accessories for Installation

BHC Series Explosion-proof Cast Iron Bushings

- ◆ Explosion protection to
 - CENELEC
 - IEC
 - NEC
- ◆ Can be used in
 - Zone 1 and Zone 2
 - Zone 21 and Zone 22
 - Class I, Zone 1 and Zone 2
 - Class I, Division 2, Groups A, B, C, D
- ◆ Ex e enclosure, cast iron, powder coated surface.
- ◆ Widely used for connection in steel pipe wiring system.



■ Catalogue number logic



Technical data

Explosion-proof cast iron bushings BHC-□□□

Explosion protection

Global (IECEx)	IECEx CNEX 18.0028U
Gas and dust	Ex eb IIC Gb Ex tb IIIC Db IP66
Europe (ATEX)	CNEX 18 ATEX 0022U
Gas and dust	⊕ II 2 G Ex eb IIC Gb ⊕ II 2 D Ex tb IIIC Db IP66

Certificates

IECEX; ATEX; CU-TR

Conformity to standards

EN 60079-0, EN 60079-7, EN 60079-31
IEC 60079-0, IEC 60079-7, IEC 60079-31

Enclosure material

Cast iron, powder coated surface.

Enclosure colour

Window grey (RAL7040)

Degree of protection

IP66

Ambient temperature

-60°C~+100°C

Type

A, B, C, D, E, F, G, H

Connection thread

1. Metric thread is standard type; G thread or NPT thread is optional.
2. Metric threads are 1.5mm pitch as standard, others thread pitch can be customized, please specify when ordering.

Note: M75, M90, M115 equivalent G thread and NPT thread can be customized.

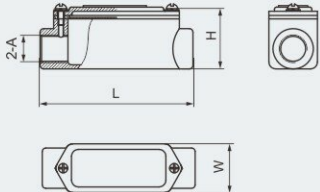
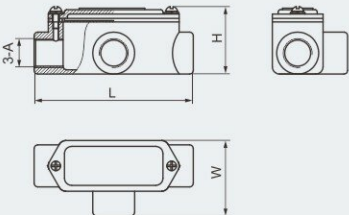
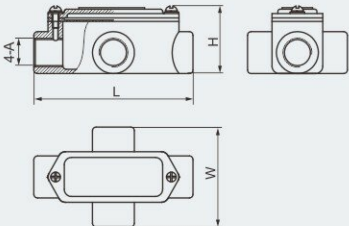
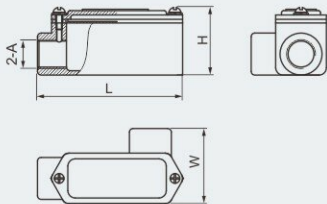


Zones 1&2; 21&22

Accessories for Installation

BHC Series Explosion-proof Cast Iron Bushings

Selection table

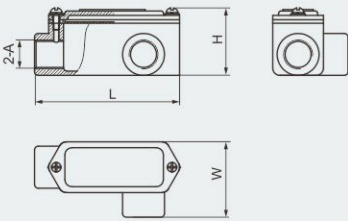
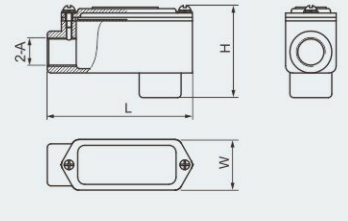
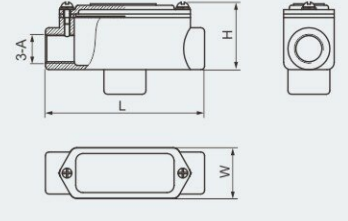
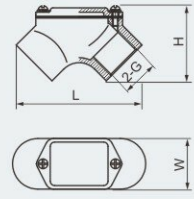
Version	Female thread "A"			Dimensions (mm)			Ordering code	Weight (kg)
	Metric	NPT	G	W	H	L		
 <p>Type A</p>	M20	1/2"	1/2"	31	37	106	702001	0.55
	M25	3/4"	3/4"	35	42	120	702002	0.65
	M32	1"	1"	44	52	138	702003	0.85
	M40	1 1/4"	1 1/4"	53	62	164	702004	1.25
	M50	1 1/2"	1 1/2"	60	67	175	702005	1.50
	M63	2"	2"	75	82	200	702006	2.65
 <p>Type B</p>	M20	1/2"	1/2"	45	37	106	702007	0.60
	M25	3/4"	3/4"	50	42	120	702008	0.75
	M32	1"	1"	60	52	138	702009	1.00
	M40	1 1/4"	1 1/4"	73	62	164	702010	1.30
	M50	1 1/2"	1 1/2"	80	67	175	702011	1.60
	M63	2"	2"	95	82	200	702012	2.85
 <p>Type C</p>	M20	1/2"	1/2"	59	37	106	702013	0.65
	M25	3/4"	3/4"	65	42	120	702014	0.80
	M32	1"	1"	76	52	138	702015	1.15
	M40	1 1/4"	1 1/4"	93	62	164	702016	1.40
	M50	1 1/2"	1 1/2"	100	67	175	702017	1.70
	M63	2"	2"	115	82	200	702018	2.80
 <p>Type D</p>	M20	1/2"	1/2"	45	37	98.5	702019	0.55
	M25	3/4"	3/4"	50	42	110	702020	0.75
	M32	1"	1"	60	52	126	702021	0.85
	M40	1 1/4"	1 1/4"	73	62	149	702022	1.25
	M50	1 1/2"	1 1/2"	80	67	159	702023	1.55
	M63	2"	2"	95	82	183.5	702024	3.00



Accessories for Installation

BHC Series Explosion-proof Cast Iron Bushings

Selection table

Version	Female thread "A"			Dimensions (mm)			Ordering code	Weight (kg)
	Metric	NPT	G	W	H	L		
 <p>Type E</p>	M20	1/2"	1/2"	45	37	98.5	702025	0.55
	M25	3/4"	3/4"	50	42	110	702026	0.75
	M32	1"	1"	60	52	126	702027	0.90
	M40	1 1/4"	1 1/4"	73	62	149	702028	1.25
	M50	1 1/2"	1 1/2"	80	67	159	702029	1.65
	M63	2"	2"	95	82	183.5	702030	2.50
 <p>Type F</p>	M20	1/2"	1/2"	31	41	98.5	702031	0.55
	M25	3/4"	3/4"	35	57	110	702032	0.65
	M32	1"	1"	44	68	126	702033	0.95
	M40	1 1/4"	1 1/4"	53	82	149	702034	1.25
	M50	1 1/2"	1 1/2"	60	87	159	702035	1.55
	M63	2"	2"	75	102	183.5	702036	2.85
 <p>Type G</p>	M20	1/2"	1/2"	31	41	106	702037	0.55
	M25	3/4"	3/4"	35	57	120	702038	0.70
	M32	1"	1"	44	68	138	702039	0.95
	M40	1 1/4"	1 1/4"	53	82	164	702040	1.25
	M50	1 1/2"	1 1/2"	60	87	185	702041	1.25
	M63	2"	2"	75	102	200	702042	2.75
 <p>Type H</p>	M20	1/2"	1/2"	28	46	84	702043	0.30
	M25	3/4"	3/4"	33	50	86	702044	0.30
	M32	1"	1"	40	58	99	702045	0.45
	M40	1 1/4"	1 1/4"	48	78	122	702046	0.65
	M50	1 1/2"	1 1/2"	56	82	129	702047	0.80
	M63	2"	2"	69	78	158	702048	1.55

