

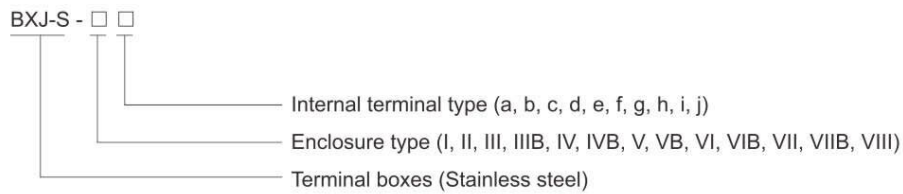
Terminal Boxes

BXJ-S Series Terminal Boxes



- ◆ Explosion protection to
 - CENELEC
 - IEC
 - NEC
- ◆ Can be used in
 - Zone 0, Zone 1 and Zone 2
 - Zone 21 and Zone 22
 - Class I, Zone 1 and Zone 2
 - Class I, Division 2, Groups A, B, C, D
- ◆ Stainless steel enclosure.
- ◆ International brand of explosion-proof terminal blocks.

■ Catalogue number logic



Zones 0&1&2; 21&22

Terminal Boxes

BXJ-S Series Terminal Boxes

Technical data						
Terminal boxes (Ex eb IIC Ex ia IIC) BXJ-S-□□						
Explosion protection						
Global (IECEX)	IECEX CQM 21.0022X					
Gas and dust	Ex eb IIC T6...T3 Gb Ex ia IIC T6 Ga Ex tb IIIC T80°C...T130°C Db					
Europe (ATEX)	TPS 21 ATEX 089761 0020X					
Gas and dust	⚠ II 2 G Ex eb IIC T6...T3 Gb ⚠ II 1 G Ex ia IIC T6 Ga ⚠ II 2 D Ex tb IIIC T80°C...T130°C Db IP66					
Certificates	IECEX; ATEX; CU-TR; UL					
Conformity to standards	EN 60079-0, EN 60079-7, EN 60079-11, EN 60079-31 IEC 60079-0, IEC 60079-7, IEC 60079-11, IEC 60079-31 UL 1203, UL 508, UL 50, UL 50E, UL 508A CSA C22.2 No.213, CSA C22.2 No.14, CSA C22.2 No. 94.1, CSA C22.2 No. 94.2					
Enclosure material	Stainless steel					
Terminal	International brand of explosion-proof terminal blocks					
Exposed fastener	Stainless steel					
Rated voltage	Max. 1000V AC Max. 1500V DC					
Rated current	Max. 1000A					
	Cross section	2.5mm ²	4mm ²	6mm ²	10mm ²	16mm ²
	Ex e Rated current	24A	32A	41A	57A	76A
	Ex ia Rated current	5A	5A	-	-	-
	Cross section	35mm ²	70mm ²	120mm ²	185mm ²	300mm ²
	Ex e Rated current	125A	192A	269A	353A	520A
	Ex ia Rated current	-	-	-	-	-
	Cross section	2 x 185mm ²	2 x 300mm ²	3 x 300mm ²	-	-
	Ex e Rated current	550A	700A	1000A	-	-
	Ex ia Rated current	-	-	-	-	-
Internal&external earthing	M6/M6					
Degree of protection	IP66, IP67 (optional)					
Ambient temperature	Ex eb: -40°C/-60°C ~ +30°C/+40°C/+45°C/+55°C/+60°C/+70°C Ex ia: -40°C/-60°C ~ +70°C					

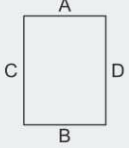



Terminal Boxes

BXJ-S Series Terminal Boxes

Cable entry table

Table of max. number of possible enclosure entries with cable glands DQM-I

										
		Size								
		M20 x 1.5	M25 x 1.5	M32 x 1.5	M40 x 1.5	M50 x 1.5	M63 x 1.5	M75 x 1.5	M90 x 1.5	M115 x 1.5
I	A/B	2	2	1	1	1	/	/	/	/
	C/D	2	2	1	1	1	/	/	/	/
II	A/B	8	8	3	3	2	1	/	/	/
	C/D	8	8	3	3	2	1	/	/	/
III	A/B	10	8	5	5	3	2	/	/	/
	C/D	10	8	5	5	3	2	/	/	/
IIIB	A/B	15	12	8	8	6	2	/	/	/
	C/D	10	8	5	5	3	2	/	/	/
IV	A/B	10	10	5	4	3	3	/	/	/
	C/D	14	12	7	5	4	4	/	/	/
IVB	A/B	15	15	8	8	6	3	/	/	/
	C/D	21	18	10	10	8	4	/	/	/
V	A/B	16	16	8	6	5	4	/	/	/
	C/D	16	16	8	6	5	4	/	/	/
VB	A/B	24	24	21	12	10	8	/	/	/
	C/D	24	24	21	12	10	8	/	/	/
VI	A/B	27	24	14	12	10	5	/	/	/
	C/D	30	30	16	14	12	6	/	/	/
VIB	A/B	45	32	28	18	15	10	/	/	/
	C/D	55	40	32	21	18	12	/	/	/
VII	A/B	30	30	16	14	12	6	/	/	/
	C/D	42	39	22	20	16	8	/	/	/
VIIB	A/B	55	40	32	21	18	12	7	6	3
	C/D	70	52	44	30	24	16	11	9	4
VIII	A/B	70	52	44	30	24	16	11	9	4
	C/D	90	64	56	36	33	20	16	14	5

Note: For cable entries:

- 1) Please specify the direction and size of each cable entry.
- 2) Cable gland is optional, DQM-I (Ex e) is recommended. Please see P7/17~19.
- 3) Can be equipped with Gland plate.

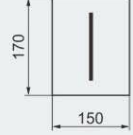
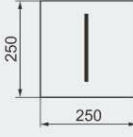


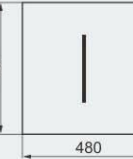

Terminal Boxes

BXJ-S Series Terminal Boxes

Selection table of BXJ-S series terminal boxes

Max. cross section of cable connected to terminals is 300mm²

See table for max. number of fitted terminals

Enclosure code/Ordering code	Cross section of cable (mm ²) Outline	2.5 (a)	4 (b)	6 (c)	10 (d)	16 (e)	35 (f)	70 (g)	120 (h)	185 (i)	300 (j)	Weight (kg)
I		12	12	8	—	—	—	—	—	—	—	1.73
II		27	23	18	15	12	8	—	—	—	—	3.80
III, IIIB		30	28	25	20	14	10	—	—	—	—	5.20 (III)
												5.77 (IIIB)
IV, IVB		45	40	35	28	23	9	—	—	—	—	6.50 (IV)
												7.10 (IVB)
V, VB		56	50	40	30	20	16	—	—	—	—	12.40 (V)
												17.60 (VB)
		112	100	80	60	40	—	—	—	—	—	12.70 (V)
												17.90 (VB)


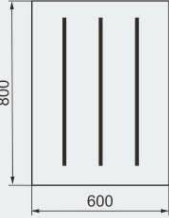
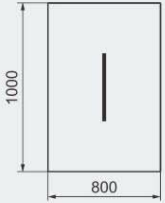
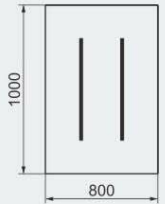
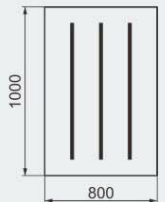


Terminal Boxes BXJ-S Series Terminal Boxes

Selection table of BXJ-S series terminal boxes

Max. cross section of cable connected to terminals is 300mm²

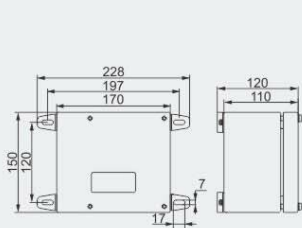
See table for max. number of fitted terminals

Cross section of cable (mm ²)		2.5 (a)	4 (b)	6 (c)	10 (d)	16 (e)	35 (f)	70 (g)	120 (h)	185 (i)	300 (j)	Weight (kg)
Enclosure code/Ordering code	Outline											
VI, VIIB		150	140	120	100	80	56	—	—	—	—	17.60 (VI)
VII, VIIIB		315	300	240	225	180	120	—	—	—	—	29.30 (VII)
VIII		135	125	105	95	80	50	27	24	18	18	
		270	250	210	190	160	100	—	—	—	—	52.00 (VIII)
		405	375	315	285	240	—	—	—	—	—	

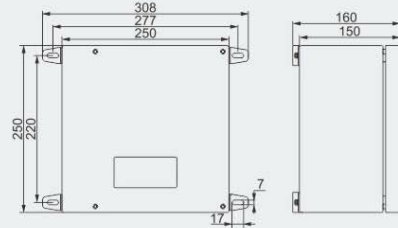


Terminal Boxes BXJ-S Series Terminal Boxes

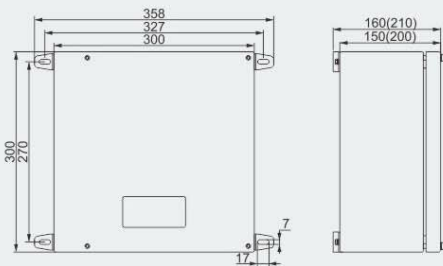
Dimension drawings (all dimensions in mm) - subject to alteration



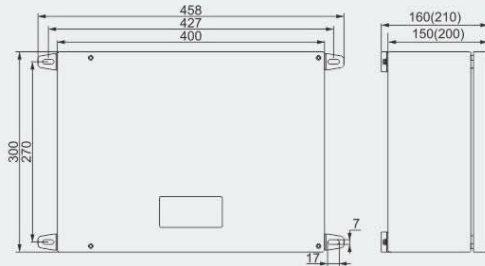
Type I



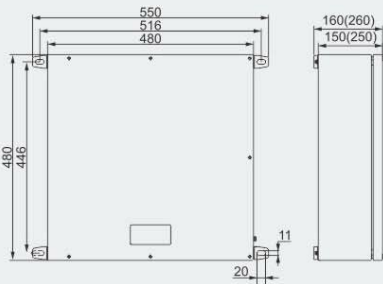
Type II



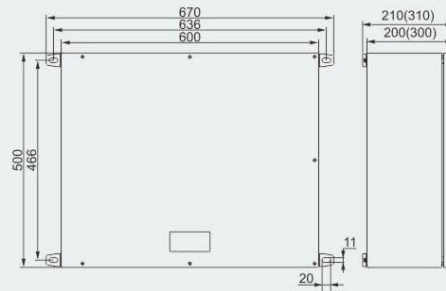
Type III, IIIB



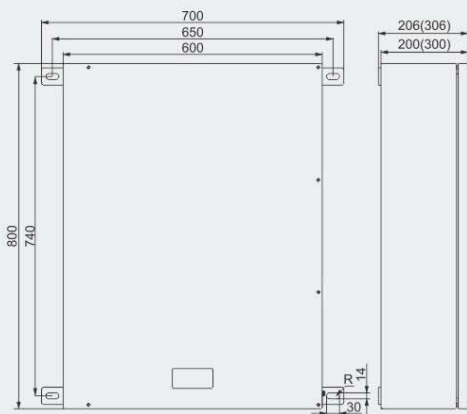
Type IV, IVB



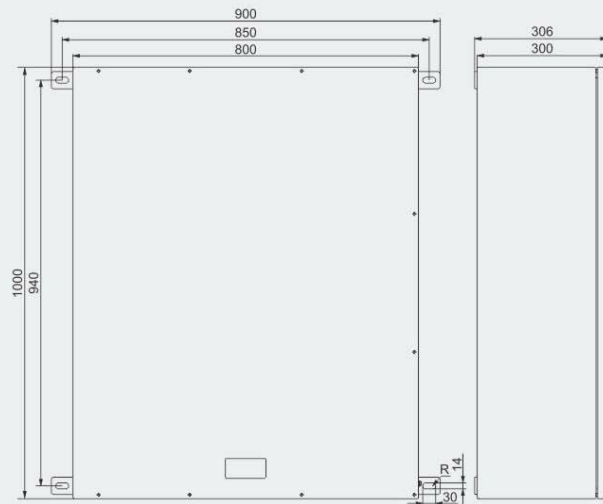
Type V, VB



Type VI, VIB



Type VII, VIIB



Type VIII

