


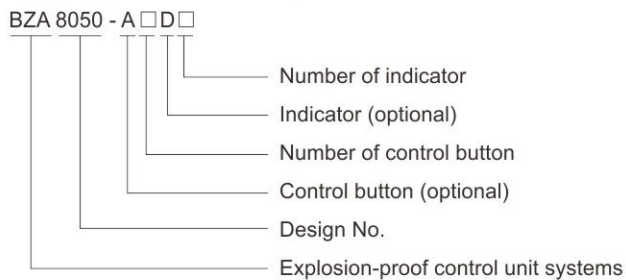
Control Unit Systems

BZA8050 Series Explosion-proof Control Unit Systems



- ◆ Explosion protection to
 - CENELEC
 - IEC
 - NEC
- ◆ Can be used in
 - Zone 1 and Zone 2
 - Zone 21 and Zone 22
 - Class I, Zone 1 and Zone 2
 - Class I, Division 2, Groups A, B, C, D
- ◆ GRP (glass fibre-reinforced polyester resin) enclosure.
- ◆ Three types of enclosure.
- ◆ Individual unit can be combined into larger units.

■ Catalogue number logic







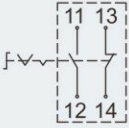

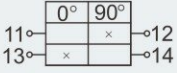
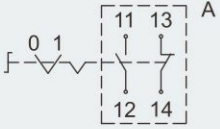
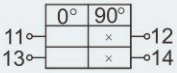
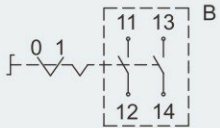


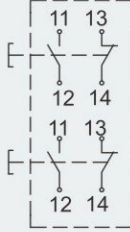



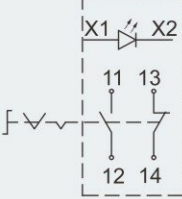



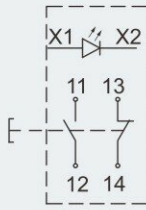



■ Note

1. Please refer to the Selection table on P4/21~22.
2. Please select internal components as below:
 - Selection table of BA8050 control button on P4/40~43 (Nominal contact is 1NO+1NC);
 - Selection table of BD8050 indicator on P4/44~46;
3. Example: BZA8050-A2
 - Components: two control buttons
 - Tech. Details: One start control button (40092B + 40090-1+40091-1, green, 1NO+1NC);
 - One stop control button (40092A+ 40090-1+40091-1, red, 1NO+1NC);
4. Special requirements on request.








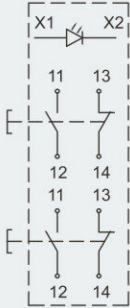




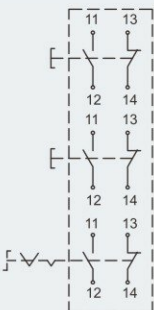




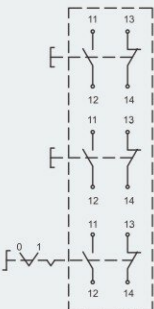




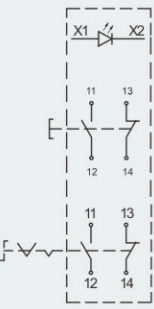


Zones 1&2; 21&22

Control Unit Systems BZA8050 Series Explosion-proof Control Unit Systems

Selection table				
Outline	Colour	Chart of contact	Ordering code	Weight (kg)
Pushbutton 	Red 		40063A	0.65
	Green 		40063B	
Mushroom stay-put emergency button 	Red 		40064	0.65
Rotary button 			40065A	0.65
			40065B	0.65
Pushbutton 	Green 		40066	0.85
	Red 			
Indicator and mushroom stay-put emergency button 	Red 		40067	0.85
	Red 			
Indicator and pushbutton 	Red 		40068	0.85
	Red 			



Control Unit Systems BZA8050 Series Explosion-proof Control Unit Systems

Selection table				
Outline	Colour	Chart of contact	Ordering code	Weight (kg)
Pushbutton 	Yellow 		40069	1.10
	Green 			
	Red 			
Pushbutton and indicator 	Red 		40070	1.10
	Green 			
	Red 			
Pushbutton and mushroom stay-put emergency button 	Green 		40071	1.10
	Red 			
	Red 			
Pushbutton and rotary button 	Green 		40072	1.10
	Red 			
	Black 			
Indicator, pushbutton and mushroom stay-put emergency button 	Red 		40073	1.10
	Red 			
	Red 			



Control Unit Systems

BZA8050 Series Explosion-proof Control Unit Systems

Technical data

Explosion-proof control unit systems BZA8050

Explosion protection

Global (IECEX)	IECEX CQM 11.0018
Gas	Ex d e IIC T6 Gb
Europe (ATEX)	LCIE 09 ATEX 3097
Gas	⊕ II 2 G Ex d e IIC T6

Certificates

IECEX; ATEX

Conformity to standards

EN 60079-0, EN 60079-1, EN 60079-7
IEC 60079-0, IEC 60079-1, IEC 60079-7

Enclosure material

GRP (glass fibre-reinforced polyester resin)

Enclosure colour

Black

Exposed fastener

Stainless steel

Rated voltage

Max. 415V AC

Rated current

10A(ATEX), 6A(IECEX)

Degree of protection

IP65

Ambient temperature

-20°C~+55°C

Cable entries

1 x M25 x 1.5 cable gland (DQM- I, plastic)

Available cable outer diameter

Φ9~Φ16 (mm)

Dimension drawings (all dimensions in mm) - subject to alteration

