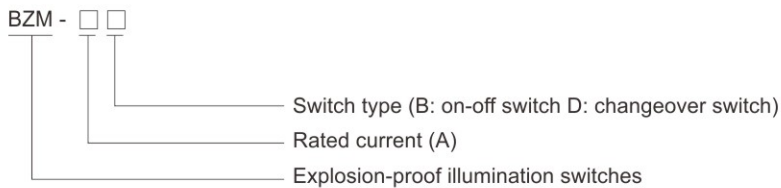


## Installation Switches BZM Series Explosion-proof Illumination Switches



- ◆ Explosion protection to
  - CENELEC
  - IEC
  - NEC
- ◆ Can be used in
  - Zone 1 and Zone 2
  - Zone 21 and Zone 22
  - Class I, Zone 1 and Zone 2
  - Class I, Division 1, Groups A, B, C, D
- ◆ Copper-free Aluminium Alloy enclosure, powder coated surface.
- ◆ Two options:
  - On-off switch
  - Changeover switch

### ■ Catalogue number logic



### Selection table

Type/Ordering code	Chart of contact	Corresponding switch	Weight (kg)																														
BZM-16B	<table border="1"> <tr> <td></td> <td>0</td> <td>I</td> <td>0</td> <td>I</td> </tr> <tr> <td></td> <td>0°</td> <td>90°</td> <td>180°</td> <td>270°</td> </tr> <tr> <td>1°</td> <td></td> <td>x</td> <td></td> <td>x</td> </tr> <tr> <td>3°</td> <td></td> <td>x</td> <td></td> <td>x</td> </tr> <tr> <td>5°</td> <td></td> <td>x</td> <td></td> <td>x</td> </tr> <tr> <td>7°</td> <td></td> <td>x</td> <td></td> <td>x</td> </tr> </table>		0	I	0	I		0°	90°	180°	270°	1°		x		x	3°		x		x	5°		x		x	7°		x		x		0.85
	0	I	0	I																													
	0°	90°	180°	270°																													
1°		x		x																													
3°		x		x																													
5°		x		x																													
7°		x		x																													
BZM-25B	<table border="1"> <tr> <td></td> <td>0</td> <td>I</td> <td>0</td> <td>I</td> </tr> <tr> <td></td> <td>0°</td> <td>90°</td> <td>180°</td> <td>270°</td> </tr> <tr> <td>1°</td> <td></td> <td>x</td> <td></td> <td>x</td> </tr> <tr> <td>3°</td> <td></td> <td>x</td> <td></td> <td>x</td> </tr> <tr> <td>5°</td> <td></td> <td>x</td> <td></td> <td>x</td> </tr> <tr> <td>7°</td> <td></td> <td>x</td> <td></td> <td>x</td> </tr> </table>		0	I	0	I		0°	90°	180°	270°	1°		x		x	3°		x		x	5°		x		x	7°		x		x		0.95
	0	I	0	I																													
	0°	90°	180°	270°																													
1°		x		x																													
3°		x		x																													
5°		x		x																													
7°		x		x																													
BZM-16D	<table border="1"> <tr> <td></td> <td>0</td> <td>I</td> </tr> <tr> <td></td> <td>0°</td> <td>90°</td> </tr> <tr> <td>1/3°</td> <td>x</td> <td></td> </tr> <tr> <td></td> <td></td> <td>x</td> </tr> </table>		0	I		0°	90°	1/3°	x				x		0.85																		
	0	I																															
	0°	90°																															
1/3°	x																																
		x																															
BZM-25D	<table border="1"> <tr> <td></td> <td>0</td> <td>I</td> </tr> <tr> <td></td> <td>0°</td> <td>90°</td> </tr> <tr> <td>5/7°</td> <td>x</td> <td></td> </tr> <tr> <td></td> <td></td> <td>x</td> </tr> </table>		0	I		0°	90°	5/7°	x				x		0.95																		
	0	I																															
	0°	90°																															
5/7°	x																																
		x																															

# Zones 1&2; 21&22

## Installation Switches

### BZM Series Explosion-proof Illumination Switches

#### Technical data

#### Explosion-proof illumination switches BZM-□□

##### Explosion protection

Global (IECEX)	IECEX LCI 08. 0008
Gas and dust	Ex d IIC T6 Gb Ex tb IIIC T80°C Db
Europe (ATEX)	LCIE 06 ATEX 6068
Gas and dust	⊕ II 2 G Ex d IIC T6 Gb ⊕ II 2 D Ex tb IIIC T80°C Db

##### Certificates

IECEX; ATEX; CU-TR

##### Conformity to standards

EN 60079-0, EN 60079-1, EN 60079-31  
IEC 60079-0, IEC 60079-1, IEC 60079-31

##### Enclosure material

Copper-free Aluminium Alloy, powder coated surface

##### Enclosure colour

Window grey (RAL7040)

##### Switch function

On-off switch or changeover switch

##### Exposed fastener

Stainless steel

##### Rated voltage

Max. 250V AC

##### Rated current

16A, 25A

##### Degree of protection

IP66

##### Ambient temperature

-60°C~+60°C

##### Internal&external earthing

M4/M5

##### Cable connection

3 x (2.5~4)mm<sup>2</sup>

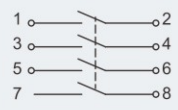

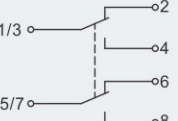

##### Cable entries

Standard 2 x M25 x 1.5 plugs  
2 x NPT3/4" plugs on request

##### Cable gland(optional)

DQM-II (Ex d) or DQM-III (Ex d) is recommended. Please see P7/20~31.

#### Spare parts

Built-in switch	Rated voltage/current	Ordering code	Weight (kg)
 	250V/16A	30001	0.10
	250V/25A	30002	0.20
 	250V/16A	30003	0.10
	250V/25A	30004	0.20



#### Dimension drawings (all dimensions in mm) - subject to alteration

